

## INSTRUCTIONS FOR USE

### ■ Cationorm®

#### Instructions for Use

#### Eye drops, emulsion



**Read the content of this leaflet carefully before you start using this product.**

Keep this leaflet; you may need to read it again.

If you have any further questions, ask your doctor or pharmacist.

If symptoms persist, consult your doctor.

#### 1. What is Cationorm® and what is it used for

Cationorm® is an ophthalmic sterile hypotonic unpreserved eye drops emulsion in the form of a milky liquid.

**Cationorm® is used for the treatment of dry eye symptoms such as stinging, itching or burning eyes or foreign body sensation (a feeling of sand or dust) in the eyes.** These symptoms may be caused by external factors, such as air conditioning, pollution, travel by plane, working with a screen, refractive surgery, contact lenses wear, etc., or by diseases, such as meibomian gland dysfunction. Cationorm® hydrates, lubricates and protects the surface of the eye.

#### 2. Before using Cationorm®

**Do not use** Cationorm® if you are allergic to any of the components of the product.

This product is **not intended for the treatment of other eye conditions**. Please consult your doctor, pharmacist or optometrist if you have any questions.

If you currently use other eye drops, you should wait at least 5 minutes between the administration of each different eye drop. It is recommended to use Cationorm® last.

Cationorm® is compatible with all kinds of contact lenses.

#### 3. How to use Cationorm®

USE IN THE EYE.

The recommended dose regimen is 1 drop in each eye, 1 to 4 times daily.

Instructions for use:



- Wash your hands.
- Shake before use.
- Before using the product for the first time, remove the tamper -proof seal-ring on the cap by pulling off the tab.
- If the tamper-proof seal ring is broken or missing prior to initial use, discard product.



- Gently open the cap by holding the lid and pulling it upwards.
- The first time you use the bottle, you will need to perform a prime/test to familiarise yourself with the pressure/squeeze and time required to deliver one drop. After taking off the cap, hold the bottle over a paper towel or waste bin and squeeze the bottle gently to deliver 1-2 drops out of the bottle onto the paper towel or waste bin.

This will show you the force/squeeze needed to deliver a single drop and the bottle will be ready to use.

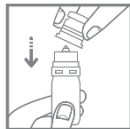
- There is sufficient volume of product in the bottle to cover the daily recommended dose.
- Do not touch the tip of the bottle as this may cause contamination of the emulsion.



- To administer the product, tilt your head backwards and hold the bottle above your eye.
- Gently pull down your lower eyelid and look up.
- Squeeze the bottle gently and evenly in the middle and let a drop fall onto the surface of your eye. Do not touch your eye or eyelashes with the tip of the bottle. Please note that there might be a few seconds delay between squeezing and the drop coming out.
- Do not squeeze too hard.
- Blink a few times so that the drop spreads over the eye.
- The bottle may become harder to squeeze when nearly empty.



- After use and before putting the cap back on, shake the bottle once with the dropper tip facing downwards in order to remove any liquid on the tip. This is done to clear the tip before delivering the next drop. Do not wipe the tip of the dropper with your hand or any other item.
- Try not to touch the dropper tip. Wait 3 seconds before placing a drop in the other eye.



- After each use, make sure the cap is securely fitted back on the bottle.
- Store the bottle in the supplied carton when it is not being used.

**DO NOT use Cationorm® after 3 months of first opening of the bottle.**

Using the opened bottle for longer than 3 months from when it was first opened exposes the product to a high risk of contamination.

**4. What are the possible side effects**

In very rare cases, short-term discomfort such as: eye irritation, eye pain, foreign body sensation in the eye, eye redness, eye itching, watery eyes, burning sensation in the eye, temporarily blurred vision, eyelids inflammation or fluid retention in the eyelids can occur. These are also typical symptoms of dry eye disease. IF YOU NOTICE ANY SIDE EFFECTS THAT ARE NOT LISTED IN THIS LEAFLET, PLEASE INFORM YOUR DOCTOR, PHARMACIST OR OPTOMETRIST.

**5. How to store Cationorm®**

Store the bottle in its carton at a temperature below 30°C.

Do not store in a humid room.

Keep out of the reach and sight of children.

Do not use if the bottle is damaged.

Do not use after the expiry date printed on the box. Use within 3 months of first opening.

**Write down the date of first opening of the bottle below:**

Cationorm® Multidose container

Cationorm® contains: mineral oils, glycerol, tyloxapol, poloxamer 188, tris-hydrochloride, tromethamine, cetalkonium chloride (as cationic agent) and purified water.

The bottle of Cationorm® contains 10 ml of sterile emulsion.


**For further information please contact your doctor/pharmacist/optometrist, Seqirus Pty. Ltd. at [www.cs1seqirus.com](http://www.cs1seqirus.com) (ph:1800 642 865).**

**For more information on Cationorm®, please visit [www.cationorm.com.au](http://www.cationorm.com.au) or scan the QR code below.**











**This leaflet was prepared in November 2023.**

Sponsor:  
Seqirus Pty. Ltd.  
Melbourne,  
Victoria, Australia

 Manufacturer:  
SANTEN S.A.S.  
Bâtiment Genavenir IV  
1 rue Pierre Fontaine  
91000 EVRY COURCOURONNES  
FRANCE



**Key:**

Symbol								
Meaning	Manufacturer	Store below 30°C	To be used within 3 months after first opening	Sterile via aseptic methods	Batch Number	Expiry Date	Read the Instructions for use	Do not use if the product sterile barrier system or its packaging is compromised